



Discovering Whitelisted Websites/Tools

Why use whitelisted websites/tools in SLS?

Whitelisted websites/tools are curated materials, updated on a monthly basis and reviewed yearly, that teachers find useful and relevant to their Teaching and Learning (T&L).

When you use whitelisted websites/tools in SLS, you enjoy:



Single Entry Point



Students' Work Consolidated



Supplementary Learning Materials



Fresh Gamified Content

DID YOU KNOW? Starting in June 2023, SLS can now whitelist non-iframeable sites to support more T&L resources. This includes previously ineligible websites, such as Grammarly (an AI writing assistant) and Craiyon (an AI tool for text-to-image generation).

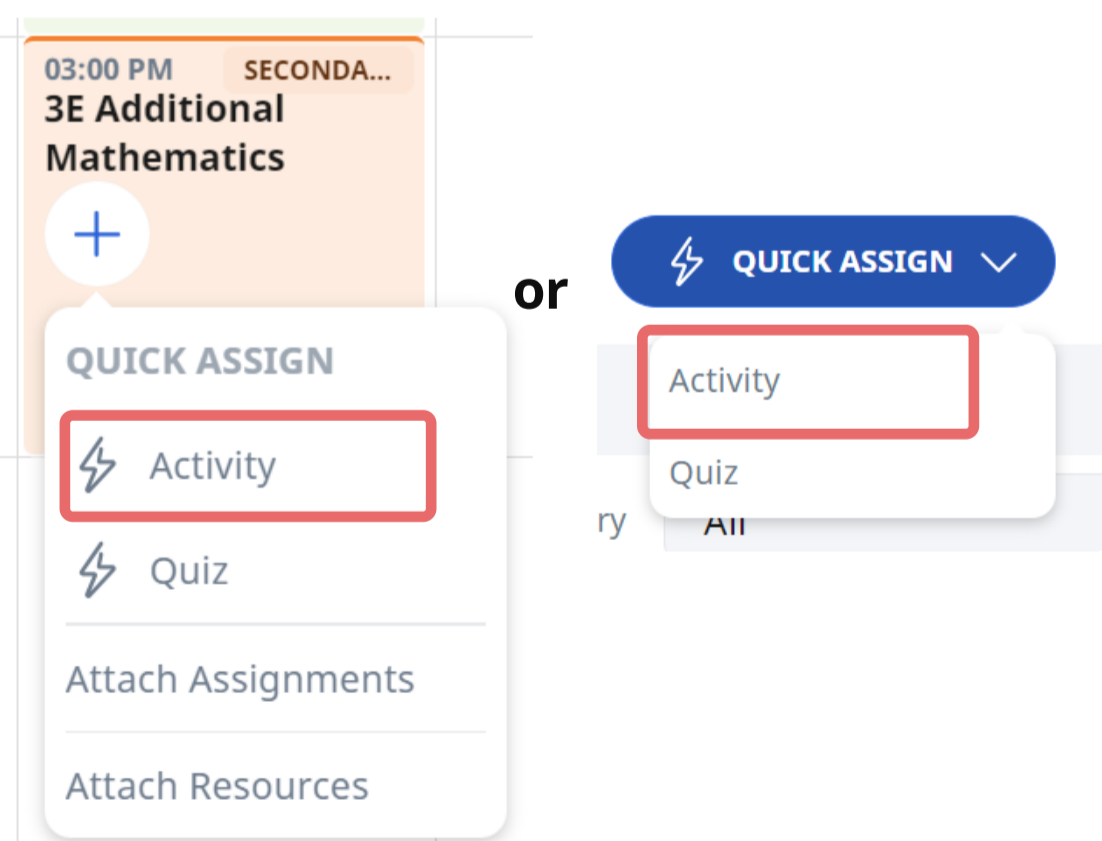
How can I improve my SLS experience with whitelisted websites/tools?

	SLS Core Features	Level Up with Whitelisted Websites/Tools
Lesson Authoring	Teachers can add different file types (e.g. image, video, documents) and different Question Types in an activity.	Help students visualise concepts better with simulations in PhET and GeoGebra to engage students in exploratory work.
Gamification	Students can gain experience points (XP) for a gamified lesson, unlock game stories and achievements, and engage in friendly competition with their peers using the SLS Game Leaderboard.	Spice up a gamified lesson with fast-paced competition with Kahoot! and Quizalize . Teachers can manually award extra XP for top scorers for these quizzes.
Self-Study	Students can copy Assignments and MOE Library to their My Drive in order to reattempt these lessons at their own time for revision.	Break the monotony of self-study by embedding study sets/revision guides from Quizlet and Nearpod .

Try this! Assign SLS Lessons with whitelisted websites in 3 steps!

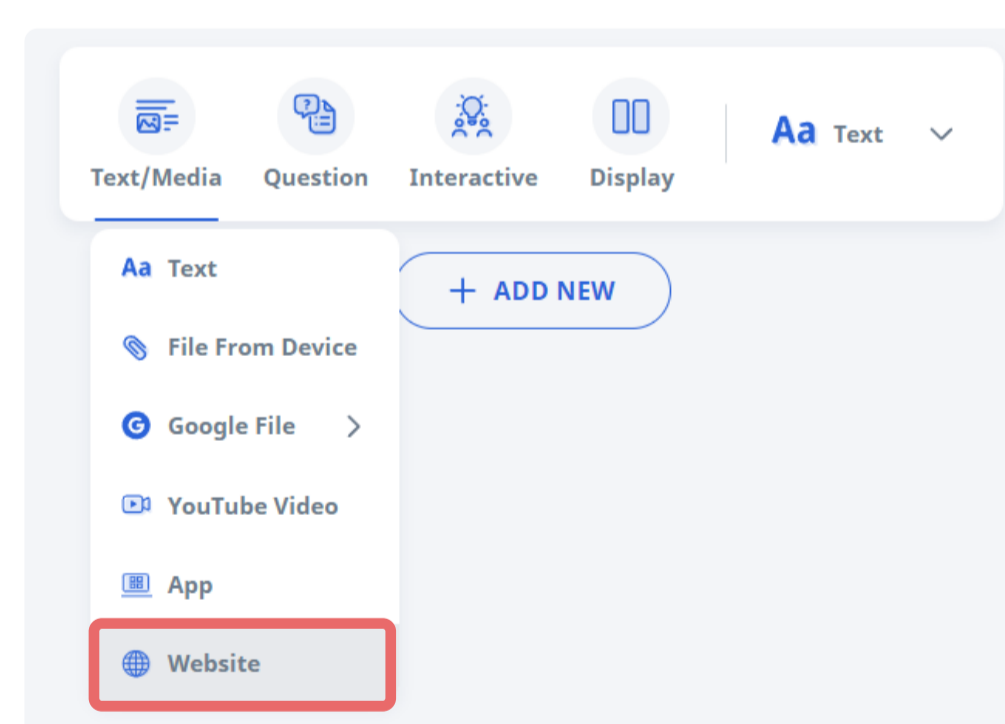
STEP 1 : Quick Assign

Quick assign an activity from an event in the Planner or in the Class Group Assignment tab.



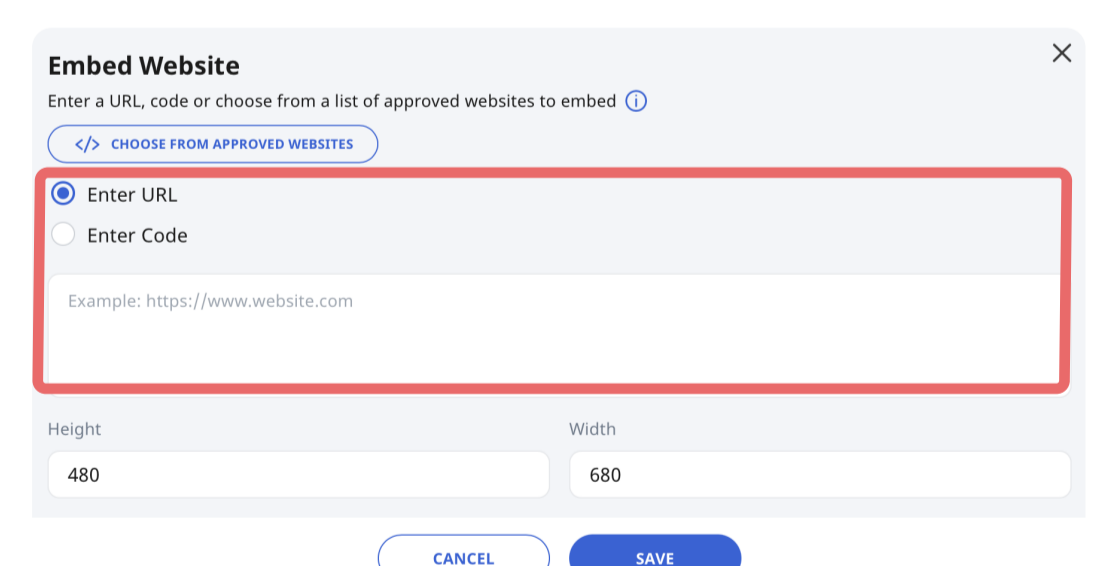
STEP 2 : Embed Website

Hover over Text/Media in the Component bar and select Website.



STEP 3 : Enter URL/Code

Enter the URL or the code to embed an existing website.



Alternatively, click Choose From Approved Websites to select a whitelisted website/tool.

Try this! Department Challenge: Discover a new whitelisted website in SLS today!


Discover a whitelisted website in SLS and incorporate it into your lesson design!
At the next department meeting, share about the tool and how it can be incorporated into the lesson design!

Who can I contact if I wish to put up a whitelist request?

You may submit a request through the [SLS Whitelisted Websites form](https://go.gov.sg/sls-whitelist-form) (<https://go.gov.sg/sls-whitelist-form>).
An SLS Office representative will reach out to you within 2 to 4 weeks to inform you about the outcome of your request.

#Discover_with_SLS

September 2023



Educational Technology Division
Ministry of Education